

The complete guide to buying office furniture in Adelaide

SUBJECT:	Office furniture	BY:	jason.l	↓
----------	------------------	-----	---------	---



WHY THE RIGHT OFFICE FURNITURE MATTERS

Your office furniture shapes how your team feels, focuses and performs. It's not just about aesthetics - it's about energy, comfort and productivity.

The Australian office furniture market is no small player. According to IMARC Group, the commercial office furniture market in Australia was valued at USD 1.8 billion in 2024, and is projected to reach USD 2.5 billion by 2033, growing at roughly 3.1% per year. Businesses across the country are investing more in how their people work, not just where they work.

Comfort equals performance

Research consistently shows the link between ergonomics and productivity. Safe Work Australia reports that businesses that improve ergonomic conditions can reduce musculoskeletal injuries by up to 45%.

In a separate workplace study summarised by Access Projects, organisations that introduced ergonomic chairs and sit-stand desks saw an 18% boost in productivity within three months.

It's simple: comfortable people get more done - and they stick around longer too.

Why buy local in Adelaide

Online shopping makes it easy to compare, but seeing, feeling and testing office furniture in person makes decisions smarter.

Our Adelaide team brings speed, certainty and expert local support to every office fitout project.

Speed and certainty: Buying from an Adelaide supplier means faster delivery, fewer freight issues and quick access to replacements or additional pieces.

See it before you buy: Visiting a showroom lets you test comfort, check build quality and see true colours under natural light.

Designed for South Australian conditions: Choose breathable fabrics and lighter finishes that stay comfortable through Adelaide's warm, dry summers.

Local expertise: Local teams understand common building layouts, heritage quirks and fit-out regulations specific to Adelaide and South Australia.

Peace of mind: Local suppliers are easier to contact, quicker to respond and more accountable if something needs adjusting after delivery.



Planning your workspace: a solid foundation

Before picking out chairs and colours, start with how your team actually works. A bit of planning upfront saves a lot of money later.

STEP 1

Understand your team's workflow

Observe how people move and interact.


- Do they collaborate often or need quiet zones?
- Are some roles hybrid or desk-based?
- How many meeting spaces do you really use?

STEP 2

Define your zones

Great offices have balance:

- **Focus zones** – individual desks for deep work
- **Collaboration zones** – shared tables, mobile seating
- **Breakout zones** – soft seating for informal chats
- **Reception zones** – where your brand first greets people
- **Storage zones** – functional, tidy, efficient



STEP 3

Measure properly

Measure everything – twice.

- Allow 1.5m between desk rows
- Keep 800mm behind chairs
- Plan 2.5–3m² per person in open plan settings

Space to move means space to think.

STEP 4

Budget smart

According to [Zircon Interiors](#), average Australian [office fitouts](#) range from A\$500–750 per m² for entry-level projects to A\$1000 + per m² for high-end designs.

[Office furniture](#) generally accounts for 30–40% of total fit-out costs – so choose pieces that will last.

The takeaway?

Good planning brings everything together – space, function, comfort and cost. Measure carefully, think ahead and invest in quality where it matters most.

Get the foundation right, and the rest of your workspace will fall perfectly into place..

Choosing the right furniture

The furniture you choose sets the tone for how your team works, feels and connects. It's more than desks and chairs - it's the backbone of your workspace.

The right mix supports posture, encourages collaboration and helps every square metre work harder.

Desks and workstations

Your desk setup defines workflow. Look for:

- Sit-stand adjustability
- Integrated cable management
- Durable, commercial-grade table tops
- Configurable modular systems

Office chairs

Invest in quality seating that supports, not strains. Look for:

- Adjustable height, tilt and lumbar support
- Breathable mesh backs
- AFRDI or equivalent certification
- Smooth five-star base



MEETING AND COLLABORATION SPACES

Collaboration works best in spaces that adapt.

Choose modular tables on castors and stackable chairs for quick setup changes, with built-in power ports to keep devices connected.

Add acoustic or writable panels to manage sound and capture ideas.

STORAGE AND ORGANISATION

Good storage keeps things clear and easy to find.

Mix closed cupboards for files with open shelving for daily use.

Lockers suit hybrid teams, while mobile pedestals save space and add flexibility.


RECEPTION AND BREAKOUT ZONES

Your reception and breakout spaces say more about your business than you might think.

They're where first impressions form – and where your team relaxes, recharges and connects.

For reception, focus on comfort that lasts. Pick soft seating with durable, easy-clean fabrics that hold up to daily use. Add a few plants, rugs or wall features to bring warmth and texture. Power points and side tables make the area practical for short meetings or visitor downtime.

Breakout zones are where culture happens. Mix lounges, bar-height tables and stools so people can gather, brainstorm or unwind. Use acoustic screens or softer materials to separate the area visually and reduce noise spillover.



Materials and finishes that suit Adelaide

Adelaide workspaces are as varied as its architecture – from stone-fronted heritage buildings to bright coastal studios. Choose finishes that suit your setting.

- Light timbers and whites – keep spaces cooler and brighter
- Matte finishes – reduce glare in sun-filled offices
- Durable laminates – easy to clean, built to last
- Recycled and eco materials – sustainable and stylish



According to [TechSci Research](#), the Australian interior fit-out industry is valued at USD 3.22 billion (2023) and is expected to reach USD 5.91 billion by 2029, growing at more than 10% annually.

It's a clear sign that design, durability and sustainability are now business priorities – not afterthoughts.



Ergonomics – where wellbeing meets results

Ergonomics isn't a buzzword; it's a proven performance driver.

Safe Work Australia notes that poor workstation setup is one of the most common causes of workplace injury claims. Fixing it saves time, money and health. Here's what you need to look out for.

- ☐ **Chair:** Lumbar support should match the curve of your lower back for lasting comfort and posture.
- ☐ **Footrest:** Use if your feet don't rest flat to support circulation and reduce leg or lower-back strain.
- ☐ **Desk:** Set height so elbows rest at 90°, keeping shoulders relaxed and wrists straight while typing.
- ☐ **Movement:** Stand, stretch or walk every hour to increase circulation and reset energy levels.
- ☐ **Screen:** Position the top edge at eye level and an arm's length away to reduce strain and fatigue.
- ☐ **Monitor setup:** Align dual screens at equal height and distance to prevent neck or eye twisting.
- ☐ **Keyboard:** Place 10–15cm from desk edge to support wrists and maintain neutral hand position.
- ☐ **Accessories:** Add wrist supports, monitor arms and cable management for comfort and order.
- ☐ **Mouse:** Keep close to the keyboard to avoid overreaching and shoulder tension.
- ☐ **Temperature:** Keep the workspace between 21–24 °C and avoid direct air vents for consistent comfort.
- ☐ **Lighting:** Combine natural and soft task lighting to minimise glare and improve concentration.
- ☐ **Breaks:** Take short pauses every 30 minutes to rest eyes, stretch muscles and refocus your mind.

Ergonomic upgrades deliver measurable results:

Better posture, higher focus, fewer injuries and healthier, happier teams.

Avoid the common mistakes

Even the best plans can fall apart if you miss the small stuff. Here are the most common missteps we see when people buy office furniture – and how to dodge them.

Buying purely on looks

Style matters, but substance matters more. That chair might look great in photos, but if it doesn't support posture or last under daily use, you'll be replacing it within a year.

Always test comfort and build quality before committing.

Forgetting about acoustics

Open-plan spaces are great for collaboration – until noise takes over. Hard floors, glass walls and high ceilings can create echo and fatigue.

Add acoustic panels, soft furnishings or rugs early in your design to keep conversations clear and concentration high.

Skipping space planning

Guesswork leads to cramped layouts and wasted corners. Measure everything – twice – and plan traffic flow, storage zones and natural light before buying a single desk. A simple floor plan now saves headaches later.

Ignoring power and data access

No one wants cables running across walkways. Plan your furniture around existing outlets or install floor boxes where you'll need them. Good layouts hide the mess and make every workstation plug-in ready.

Overcrowding the floor plan

More desks don't mean more productivity. People need space to move, meet and think. Allow at least 1.5 metres between rows and avoid blocking natural light – a clear layout keeps your team comfortable and focused.

Underestimating delivery and lead times

Quality furniture isn't always off the shelf. Some pieces take weeks to manufacture or ship. Plan ahead, confirm timelines, and schedule installations around your team's workflow to avoid downtime.

Visit our Adelaide showroom

You can scroll all day, but nothing beats seeing it in person.

Our Adelaide showroom is where ideas turn into real plans – where you can see, touch and test the furniture that'll shape your workspace.

Here's what you can do when you drop by:

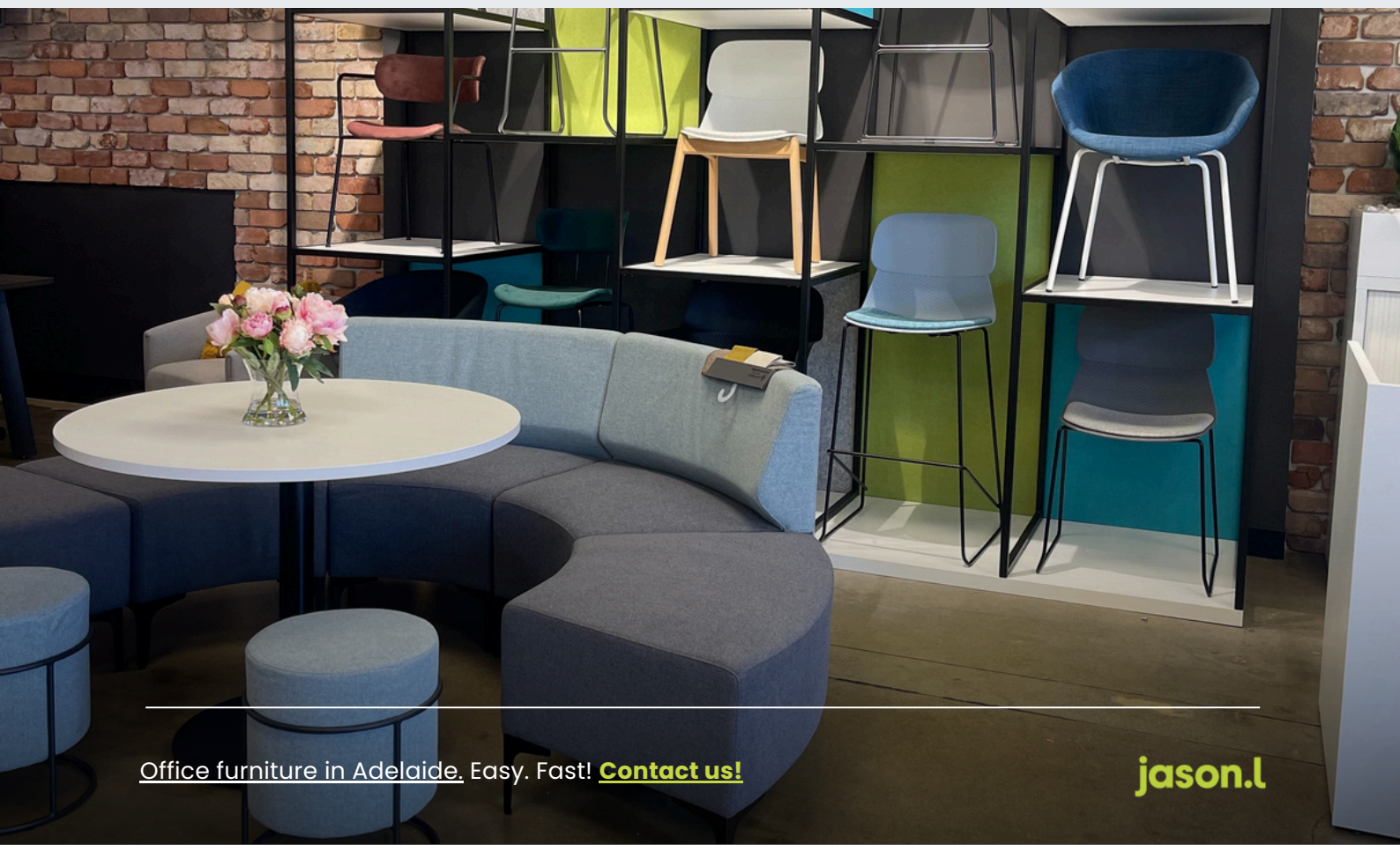
Test everything that matters: Try sit-stand desks, swivel in ergonomic chairs, and feel the difference good design makes.

Compare finishes and fabrics: See how colours and textures look in real light – not just on a screen.

Explore real workspace setups: From compact pods to open-plan layouts, get inspiration for how your office could flow.

Get personal advice: Chat one-on-one with our local experts about layouts, timelines and budgets that suit Adelaide workplaces.

We'll help you narrow the options, make smarter choices, and walk out with a clear, confident plan for your space – not just ideas, but answers.



Office furniture in Adelaide. Easy. Fast! [Contact us!](#)

jason.l

Ready to bring your space to life?

At JasonL Adelaide, we make creating a great workspace fast, easy and stress-free.

Whether you're fitting out a new office or refreshing what you've got, we'll help you plan, style and install everything – without the fuss. From first chat to final install, our local team handles the lot, so you can get back to doing what you do best.

See the furniture in person. Test what works. Build a space that fits your team perfectly. Because when it comes to offices that work, we don't just talk.

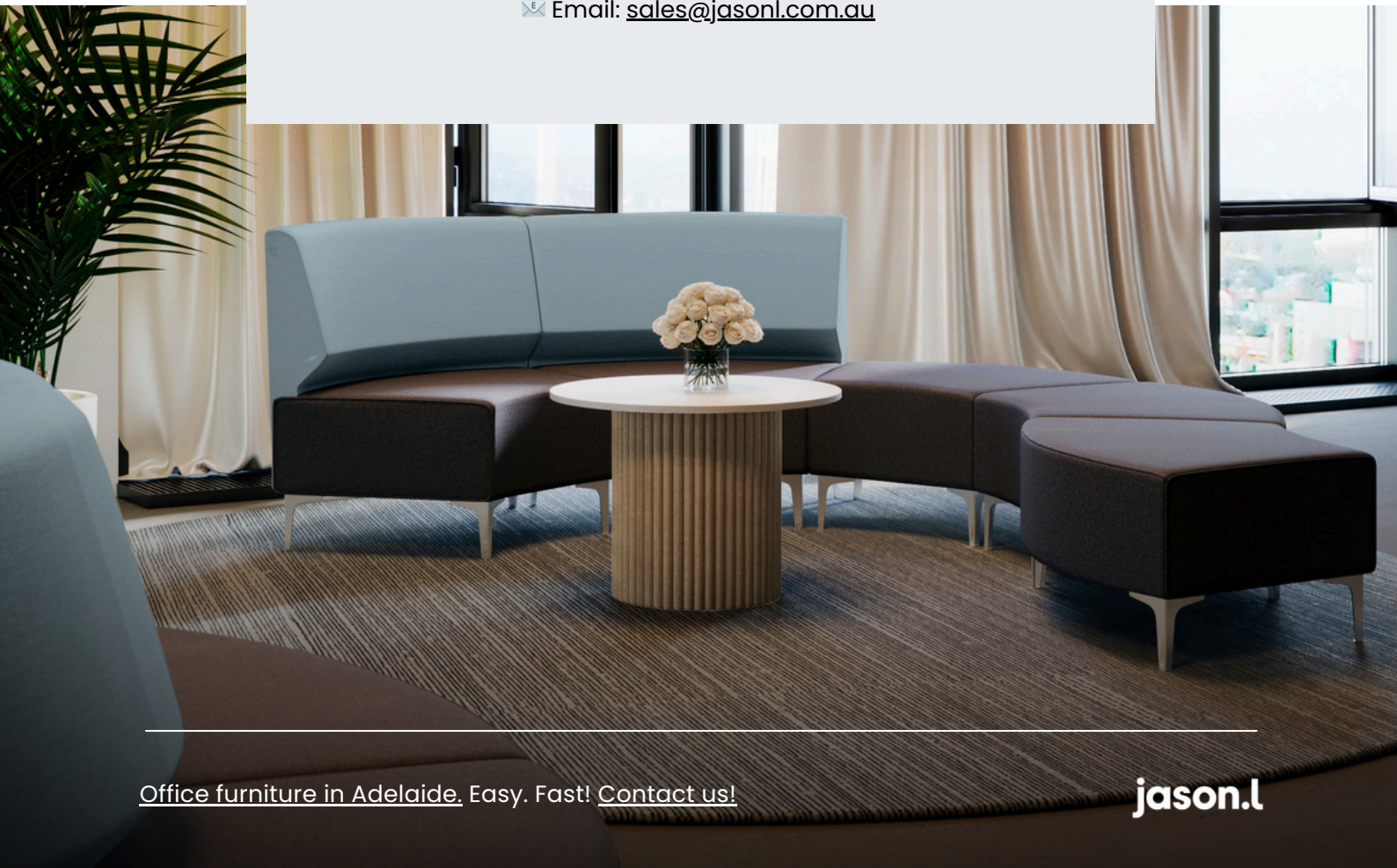
Got a question or ready to get started?

Our Adelaide team's here to help with layouts, quotes and practical advice.

📍 Visit us: JasonL Adelaide Showroom

☎ Call us: 1300 395 731

✉ Email: sales@jasonl.com.au



jason.l

enabling people to do great work

